



TeacherVision® Books

Reading Comprehension Stories

Grade 1



Volume II

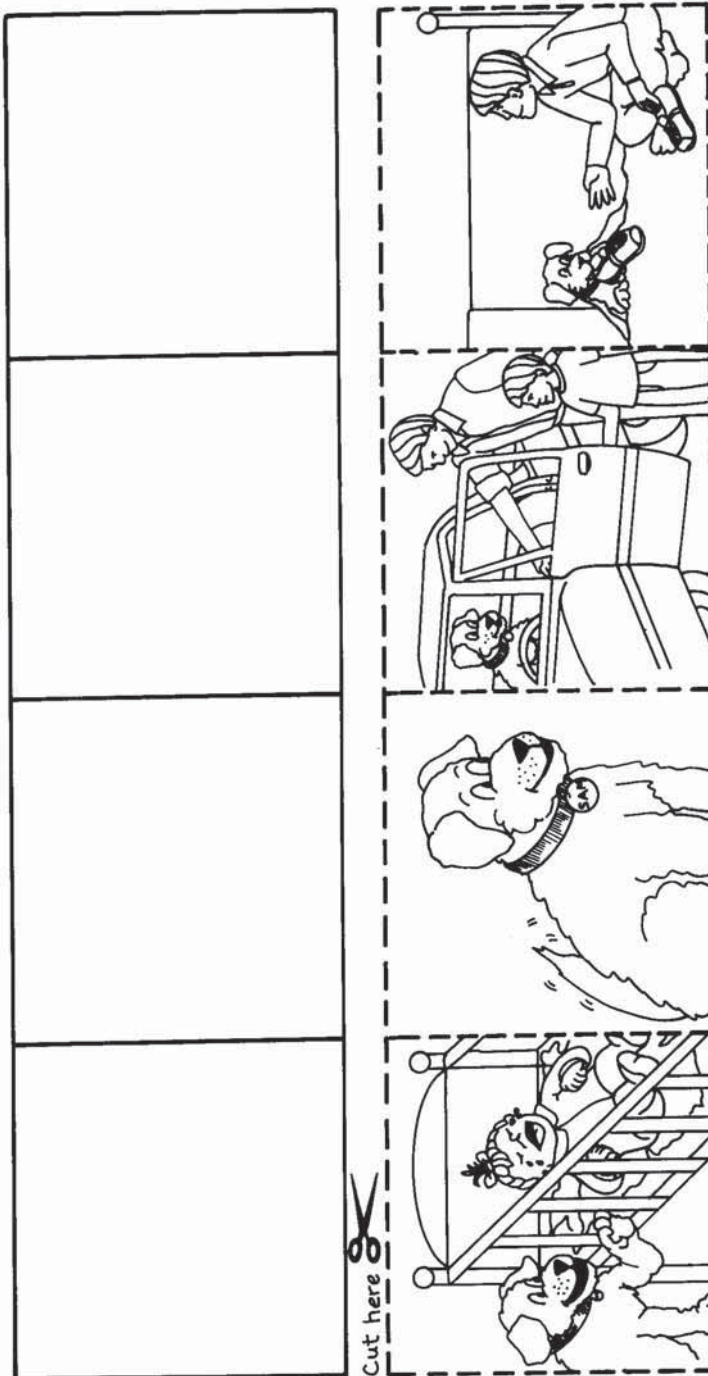
Brought to you by the editors of  teachervision.com

My Dog Sam

Read this story:

This is my dog Sam. He is a silly dog. This morning he ran under the bed with my shoe. Then he woke up my baby sister. Later, he jumped in my dad's car and wouldn't come out.

Now, color the pictures at the bottom of this page and cut them out. Then glue each one in the right order in the boxes below.




Real or Imaginary?

Directions: Read each of the sentences. If a sentence tells about something that could happen, write “real” in the blank after the sentence. If a sentence tells about something that could not happen, write “imaginary” in the blank.



1. Laurie waved her hand and all the dishes flew off the table. Then the dishes washed themselves.

2. Laurie took all the dishes off the table. Then she washed them and put them away.



3. Jake wanted some apples. He went to the store with his mother. They got apples for Jake to eat.

4. Jake wanted some apples. He drew a picture of some. The apples in the picture turned into real apples. Then he ate them.



5. Julie wanted to get to her friend's house in a hurry. She flapped her arms. Then she flew in the air to her friend's house.

6. Julie wanted to get to her friend's house in a hurry. She ran there as fast as she could run.



7. Anne and Greg wanted something to eat. They started eating pancakes. Anne ate 3,492. Greg ate 5,167.

8. Anne and Greg wanted something to drink. They started drinking milk. Anne drank 483 glasses of milk. Greg drank 672 glasses of milk.



The First Day of School

Directions: Read the story. Then answer the question at the bottom of the page.

It was the first day of school. Robin rode the bus to school with Cathy. Cathy had gone to this school last year. But Robin had not. This was Robin's first day of school.

Robin was afraid she wouldn't like her school. She was afraid she wouldn't know anyone. She was also afraid she wouldn't have a nice teacher.

When Robin got to school, she saw her friend, Gayle. Robin was so glad Gayle was at her school. She was glad to have someone there that she knew.

Robin went into her class. Her teacher was Mrs. Harmon. "Good morning, boys and girls," said Mrs. Harmon.

Mrs. Harmon looked like a nice teacher. Robin was glad she was in Mrs. Harmon's class.

At lunch, Robin saw Cathy and Gayle. "I like my new school," said Robin. "I'm so glad I'm going to such a nice school!"

How did you feel on your first day of school? Write about how you felt:



The Big “Ouch”

Directions: Read the story. Then read the sentences at the bottom of the page. Draw a line under the main idea of the story.

One day Ty was riding his skateboard on the sidewalk. His friends, David and Matt, came by. They were riding their skateboards too.

Soon all the boys were doing tricks on their skateboards. Ty wanted to show off for his friends. So he did harder and harder tricks.


Then Ty did a trick he had never done before. When he landed, he did not land on his feet. He landed on his arm.

David and Matt went over to see about Ty. “Are you O.K.?” they asked.

“I’m O.K., but my arm isn’t,” said Ty. “I guess I’ve learned my lesson. I don’t think I’ll be a show-off again. Showing off can hurt!”


What is the main idea of the story?

- a. Skateboards are fun.
- b. Sidewalks are for walking.
- c. Showing off can be dangerous.
- d. Some tricks are hard to do.



Complete the Picture

Complete the picture by following the directions below.

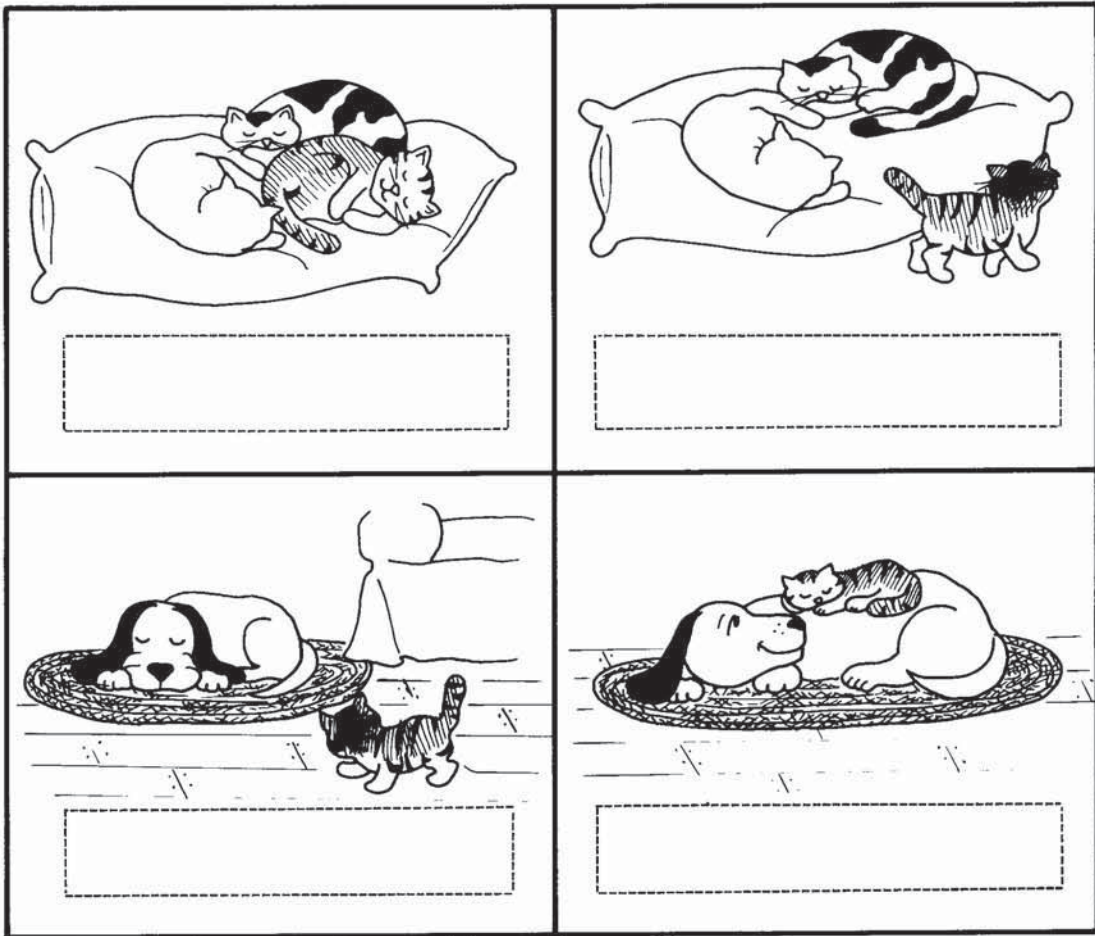


1. Give the snowman two eyes and a smiling mouth.
2. Give the snowman an orange carrot nose.
3. Draw a green scarf around the snowman's neck.
4. Draw a broom in the snowman's arm.
5. Put a red hat on the snowman.
6. Draw a brown dog playing in the snow.
7. Draw three pine trees.
8. Color the children's clothing.
9. Draw the sun shining in the sky.
10. Color the sky blue.



Tell the Story I

Look at the story illustrations. Then read the story parts below. Cut and glue the story parts to go with the pictures.



The little kitten saw the sleeping dog.

Three little kittens were sleeping.

It climbed up on the dog. Then it went back to sleep.

One little kitten woke up. It went off to see what there was to see.



Choose a Title

Directions: Read the story. Then read the titles at the bottom of the page. Draw a line under the best title for the story.

One cold day, Linda was riding bikes with Robert. While they were riding, a little rabbit ran across the road.

“Oh, look!” said Linda. “A baby rabbit! I wonder where it is going.”

Just then a dog came by. It was running after the rabbit. The little rabbit turned around and ran to where Linda was.


Linda picked up the little rabbit. Then she put it in her coat to keep it warm.

“I think it likes you,” said Robert.

“I do, too,” said Linda. “Let’s take it to my house and see what it likes to eat.”

Circle the best title for the story:

- A. The Bicycles
- B. The Dog
- C. The Little Rabbit
- D. Cold Days



Following the Directions

<p>Draw a picture of your teacher standing by a desk. Draw three children in your class standing next to your teacher.</p>	<p>Draw a picture of your house and front yard.</p>
<p>Draw a picture of a green dragon. Make fire come from its mouth. Draw its cave nearby.</p>	<p>Draw some children throwing snowballs. Draw some snow falling from the sky.</p>



Could It Happen?

Directions: Read each sentence below and decide if it tells about something that could really happen. If it tells about something that could really happen, circle the word yes. If it tells about something that could not happen, circle the word no.

The cow jumped
over the moon.

1. yes no

It was raining
cats and dogs.

2. yes no

The cat ran away.

3. yes no

The bean plant
was 25 feet tall.

4. yes no

The girl jumped
rope.

5. yes no

The little dog
laughed.

6. yes no

The boy was 4
feet tall.

7. yes no

The girl looked at
the tree and made
it go away.

8. yes no

The boy laughed.

9. yes no

It rained all day.

10. yes no

The dish ran
away with the
spoon.

11. yes no

The man cut
down the tree.

12. yes no



Picture Context

Read each sentence below and notice that a word is missing in each one. Go through the picture list and find the correct picture that will complete each sentence. Draw the picture in the box in the sentence.

1. The is bright today.

2. The bird broke its .

3. I lost the to our house.

4. The looks nice on your head.

5. Let's sleep outside in the .

6. I've been flying my .


PICTURE LIST

The picture list contains the following items from top to bottom: a hat, a key, a sun, a feather, a kite, and a tent.



On the Farm

Have you ever been to a farm? Here is a story about something you might see on a farm. Read the story on the pig. Then draw a picture of it on the barn. Try not to look back at the story until you are finished with the picture. See how much you can remember!



I saw a mother pig with eight baby pigs. They were so cute. The mother was white with big black spots all over herself. There were five babies that looked just like their mother. Two other babies were all white, but the one I like best was all black. The mother pig was sitting in the corner of the barn with seven of the little pigs. The black pig was not with them. He was right in the center of the barn rolling on his back. I wish I could have taken him home with me!



Could It Really Happen?



Be a detective. Read each question. If it could really happen, glue a *yes* beside it. If it could not really happen, glue a *no* beside it.

--	--	--	--	--

6. Could a glass break?
7. Could a pancake run away?
8. Could a rabbit hop?
9. Could a baby cry?
10. Could a tree talk?

--	--	--	--	--

1. Could a dog bark?
2. Could a teacher read?
3. Could a cow jump over the moon?
4. Could a mouse wear a coat and hat?
5. Could a pig fly?

Cut ✂

yes	yes	yes	no	no	no	no	no
-----	-----	-----	----	----	----	----	----



The Big Rain

Write the missing word in each sentence below. Use the words in the Word Box.



1. It began to _____ very hard.

2. It rained all night and all _____

3. The wind blew and _____

4. The animals _____ out at the rain.

5. They _____ not run and play.


6. They were very _____

WORD BOX					
blew	unhappy	rain	could	looked	hard



The Hungry Squirrel

Look at the story illustrations. Then read the story parts below. Cut and glue the story parts to go with the pictures.



He looked and looked for something to eat.

Finally, he found some acorns and ate them all up.

A squirrel sat in a tree. He was very hungry.

He ran down the tree.



Guess What I Am

Draw a line from each riddle to the correct picture.

(1) I can fly in the sky.
But don't let go of my string.



(2) I grow tall.
Birds build nests on me.

(3) I can fly in the sky.
I say, "tweet-tweet."



(4) I am made of metal.
I can unlock things.

(5) You see me high in the sky.
I make things grow.




(6) I go fast.
You can ride in me.



Camping Out

Write the missing words. Use the words in the Word Box.



1. Ben and I wanted to sleep _____ .

2. We _____ Mom if we could camp out.

3. She said we could sleep in the _____ .

4. We had to _____ the tent.

5. Then we put it up in the _____ .

6. That _____ we slept in the tent.

WORD BOX

tent night outside asked find yard



The Torn Book

Directions: Read the story. Then answer the question at the bottom of the page.



On Monday, Kyle got a book from the library. That afternoon, he took the book home with him. He put it on the kitchen table.

Later, Kyle started looking for the book. Then he saw it! His little brother, Trevor, had the book. Trevor had torn three pages!

“Oh, no!” said Kyle. “You tore my book!”

The next day, Kyle took the book back to the library. He didn’t tell anyone about the torn pages.

That afternoon, Kyle started to feel bad about the book. He asked his teacher if he could go talk to the librarian, Mrs. Persaud. He wanted to tell her about the torn pages.

Have you ever done something that made you feel bad? Write about what you did.



Kim's Garden

Directions: Read the story. Then read the sentences at the bottom of the page. Draw a line under the sentence that tells what Kim will do next.

It was a warm day. Kim was happy. It was the day she was going to plant a garden.

Kim got seeds. She got all the other things she needed. Then she went outside to plant her garden.

Kim worked and worked. She planted all kinds of seeds.

At last, Kim got all the seeds planted. "When these plants come up, we will have good things to eat," said Kim.



What will Kim do next?


1. Kim will dig up all the seeds.
2. Kim will eat all the seeds.
3. Kim will take care of the little plants that grow.



Introducing “What’s Its Face”

Directions: Read each step of the instructions carefully. Follow each step in order. Begin with number one.

1. Draw a large circle in the middle of the rectangle near the bottom.
2. Draw eyes and a big, wide mouth on the large circle.
3. Draw a small half-circle on each side of the large circle to make ears.
4. Draw a triangle on top of the circle with the point toward the top of the rectangle.
5. Draw a small circle on top of the triangle.
6. Color the small circle blue.
7. Put green polka dots on the triangle.
8. Draw a big, red nose on the large circle.



Who did you draw? _____



Ryan's Party

Directions: Read the story. Then answer the questions at the bottom of the page.

It was Ryan's birthday. He was going to have a dinosaur party. He had sent dinosaur cards to three of his friends. He asked them to come to his party. And Ryan's mother made him a pretty cake with dinosaurs on top of it.

When Ryan went to school that day, he took dinosaur cookies for everyone in his class. His mother had made the pretty cookies for him to take.

After school, Ryan's friends came to his house. Ryan opened presents wrapped in dinosaur paper. Then they all ate the dinosaur cake. They had dinosaur plates, cups, and napkins. They even had a dinosaur tablecloth!

Before his friends left, Ryan gave them each something to take home. He gave them dinosaur candy and colored soap shaped like dinosaurs.

1. What kind of party did Ryan have? _____
 2. What did Ryan take to school? _____
 3. How many people did Ryan ask to his party? _____
 4. What did they eat at the party? _____
 5. Who made Ryan's birthday cake? _____
 6. What did Ryan give to his friends to take home? _____
- _____



ANSWER KEYS

READING AWARD

Objective: Students will read for pleasure.


“BEARY” GOOD READING AWARD

Objective: Students will be motivated to read for pleasure.

MY DOG SAM

Objective: Students will read the story and put pictures in sequential order.

Answer Key:



LET'S MAKE A SNOWMAN

Objective: Students will put sequence pictures in logical order.

Answer Key:



REAL OR IMAGINARY?

Objective: Students will learn to distinguish between real and imaginary events.

Answer Key: 1. imaginary; 2. real; 3. real; 4. imaginary; 5. imaginary; 6. real; 7. imaginary; 8. imaginary.

THE FIRST DAY OF SCHOOL

Objective: Students will relate the content of a story to their own experiences.

WHAT WILL HAPPEN NEXT?

Objective: Students will put pairs of pictures in sequential order.

FOLLOWING DIRECTIONS

Objective: Students will follow written directions.

Answer Key: Students who followed all the directions will not have anything in the box.

THE BIG “OUCH”

Objective: Students will practice recalling the main idea of a written selection

Answer Key: c

COMPLETE THE PICTURE

Objective: Students will follow written directions.

Answer Key: The snowman will have two eyes, a smiling mouth, an orange carrot nose, a green scarf around its neck, a broom in its arm, and a red hat on its head. A brown dog will be drawn playing in the snow. Three pine trees should be drawn. A sun will be shining in the sky. The rest of the sky will be colored blue. The children's clothing will be colored.

GETTING READY

Objective: Students will recognize sequence.

Answer Key: 1. b; 2. d; 3. c; 4. a

TELL THE STORY I

Objective: Students will associate text with pictures.

Answer Key: Check to see that the correct sentence is placed under each picture.

HUMPTY DUMPTY

Objective: Students will put sequence pictures in logical order.

STEP BY STEP

Objective: Students will follow written directions.

TELL THE STORY II

Objective: Students will associate text with pictures.

CHOOSE A TITLE

Objective: Students will recognize the main idea of a story.

Answer Key: (C) The Little Rabbit.

FOLLOWING THE DIRECTIONS

Objective: Students will follow printed directions.



LISTEN AND DO

Objective: Students will follow oral directions.
Directions: Slowly read the following to your students as they do each item on their worksheet—1. Find the ducks. Color the water blue.; 2. Draw a green circle around the rabbit hopping over the log.; 3. Color the skunk black and white. Color the flower pink.; 4. Color one bunny white. Color the other bunny brown.; 5. Find the turtle. Draw another turtle beside it.

COULD IT HAPPEN?

Objective: Students will distinguish between real and imaginary events.
Answer Key: 1. no; 2. no; 3. yes; 4. no; 5. yes; 6. no; 7. yes; 8. no; 9. yes; 10. yes; 11. no; 12. yes.

PICTURE CONTEXT

Objective: Students will learn to use context clues as an aid to comprehension.
Answer Key: 1. sun; 2. wing; 3. key; 4. hat; 5. tent; 6. kite.

ON THE FARM

Objective: Students will demonstrate how well they comprehend details by illustrating a picture.

COULD IT REALLY HAPPEN?

Objective: Students will distinguish between real and imaginary events.
Answer Key: 1. yes; 2. yes; 3. no; 4. no; 5. no; 6. yes; 7. no; 8. yes; 9. yes; 10. no

THE BIG RAIN

Objective: Students will use context clues.
Answer Key: 1. rain; 2. day; 3. blew; 4. looked; 5. could; 6. unhappy.

A VERY SPECIAL PRESENT

Objective: Students will put pictures in logical, sequential order.
Answer Key: Check to see that the pictures are in correct sequence.

EATING APPLES

Objective: Students will arrange pictures in a logical sequence.
Answer Key: 1. C; 2. B; 3. A.

CAMPING OUT

Objective: Students will use context clues.
Answer Key: 1. outside; 2. asked; 3. tent; 4. find; 5. yard; 6. night.

THE TORN BOOK

Objective: Students will relate a story's content to their own experiences.

REAL OR MAKE BELIEVE?

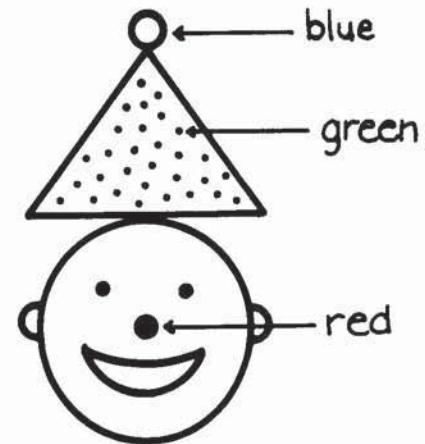
Objective: Students will distinguish between real and imaginary events.
Answer Key: 1. make believe; 2. make believe; 3. real; 4. real; 5. make believe; 6. real; 7. make believe; 8. real; 9. make believe; 10. make believe.

KIM'S GARDEN

Objective: Students will predict the outcome of a story.
Answer Key: Number 3 should be underlined.

INTRODUCING "WHAT'S ITS FACE"

Objective: Students will practice following directions.
Answer Key:



RYAN'S PARTY

Objective: Students will practice recalling details after silent reading.
Answer Key: 1. a dinosaur party; 2. dinosaur cookies; 3. three; 4. dinosaur cake; 5. his mother; 6. dinosaur candy and soap shaped like dinosaurs.

