



TeacherVision® Books

Reading Comprehension Stories

Grade 2



Volume II

Brought to you by the editors of  teachervision.com


Contents

Put the Story Together I	2
The Bicycle Ride	3
Put the Story Together II	4
Maria's New Friends.....	5
A Trip to the Food Store	6
Library Time.....	7
The Book Fair	8
The Kite	9
Betty's Birds.....	10
Smoke Signals.....	11
Make a Picture.....	12
The Lost Book	13
Context Clues	14
Guess the Toy	15
The Burned Cookies.....	16
The Walk	17
The Fire	18
Two Friends.....	19
Ryan's Trip	20
The Picnic.....	21
Bad Luck.....	22
Jan and Jake	23
The Surprise Party	24
Who Did It?.....	25
Splash! Splash!.....	26
Give Me a Hot Dog!.....	27
Dinosaur Information	28
Fence Me In.....	29
Chart Reading	30
This Book Was GR-R-REAT!	31
The Word Is Out!	32
Nothing Fishy About a Good Book!.....	33
Balloon Report.....	34
If You're Wise, You'll Read This Book!.....	35
Fun in the Snow.....	36
The Trip to the Store	37



Put the Story Together I

Look at the story illustrations. Then read the story parts below. Cut and glue the story parts to go with the pictures.



When he had nothing to do he would scare the children who lived in the house.

Sometimes he would play outside with some of his ghost friends.

Sometimes he would sit and read a scary book.

A ghost lived in the attic of a very old house.



The Bicycle Ride

Directions: Read the story. Then answer the questions at the bottom of the page.

It was a nice day. Kim and Clara went outside to ride their bicycles.

They rode for a long time. They had a lot of fun.

Then something happened to Kim. She had to go back inside. She could not ride her bicycle any more that day.




What happened to Kim?



Put the Story Together II

Look at the story illustrations. Then read the story parts below. Cut and glue the story parts to go with the pictures.



At last he found a cave.
It was just right.

A bear was walking through
the woods. He was looking
for a cave.

He slept and slept all
winter long.

He went inside and fell
asleep.



A Trip to the Food Store

Read the story. Then draw a picture to show what the story was about.

Judy and Margaret went to the food store with their mother. They had gone with her many times before. They knew how to check prices. And they knew how to get the most for their money.

When they got to the food store, their mother said, "I need to go to another store, too. Can you girls get what we need here? I'll be back in time to pay for what you get."

"Sure," said the girls. "We know how to shop for what we need."


So Judy and Margaret started shopping. First, they put a few things in their shopping cart. Then they put a few more things in the cart. Then they put *MORE* things in the cart!

Soon the cart was so full that it was hard to push! But they still kept piling on more things.

"I think we'd better go to the checkout," said Judy.

"O.K.," said Margaret. "I think we have what we need and it's about time for Mom to be here."

When the girls' mother came into the store, she looked for Judy and Margaret. At the checkout, she saw a cart piled high with food. But she couldn't see who was behind it!




Library Time

Directions: Read the story below. Then draw a picture that shows what the story was about.

Jay and Joy went with their class to the school library. When they got there, they all sat down on a large rug.

After they were all sitting down, their teacher let them each tell about the books they had been reading. Everyone had a good time.



The Book Fair

Directions: Read the story and answer the question at the bottom of the page.

Connie and Mike were making books for the book fair. Everyone in their school was writing a book.

Connie didn't know what to write about. "Mike," she said, "would you help me write my book?"

Mike said he would help Connie. He gave her some good ideas. Then he read what she wrote. He helped her make her book look nice too.

Mike didn't have much time to work on his book. He had spent too much time helping Connie with her book. His book wasn't as good as it could have been.

On the day of the book fair, Connie's book won first place. Mike's book didn't win anything.

The teacher said, "Mike your book was O.K. But you should have spent more time on it. You wrote it in too much of a hurry."

Why didn't Mike spend much time on his book?



The Kite

Directions: Read the story. Then answer the questions at the bottom of this page.

Todd wanted to make a kite. But he didn't know how to make one.

Todd went to the library. In the library, he found a book about kites. He checked out the book and took it home.

Todd read the book about how to make kites. Then he asked his dad to help him make a big kite.


Todd's dad said he would help. So they went to the store and got all the things they needed.

Todd and his dad worked very hard to make the kite. Soon it was ready to fly.

The next day, they took the kite outside. Todd ran with the kite until the wind came. The wind took the kite up very high.

1. At first, did Todd know how to make a kite? _____
How do you know? _____

2. Who did Todd ask to help him make the kite? _____
3. Did the kite fly? _____
How do you know? _____



Betty's Birds

Directions: Read the story. Then answer the questions at the bottom of the page.

Betty saw a robin near her house. Every time she went outside, it flew away. Betty said, "She must have a nest near here."

Later, Betty saw the nest. It was near her back door. Betty even saw the mother bird sitting on the nest. The bird was not afraid of Betty any more!

One day the mother bird was gone. Betty looked up at the nest. She saw three baby birds peeking out over the top. The baby birds had finally hatched!

1. Did the bird build a nest? _____
2. Write the sentence that tells you this: _____

3. Did the mother bird have babies? _____
4. Write the sentence that tells if she did: _____

Did you ever see a bird nest with baby birds in it? If you did, write about it on the back of this paper.



The Lost Book

Directions: Read the story and choose the best answers to the questions. Draw a line under each answer you choose.

It was library day. Ryan's class was going to the library after lunch. Ryan did not want to go. He had lost his library book.

When lunch was over, all Ryan's friends went to the library room. Ryan walked very slowly. He was the last one to get there.


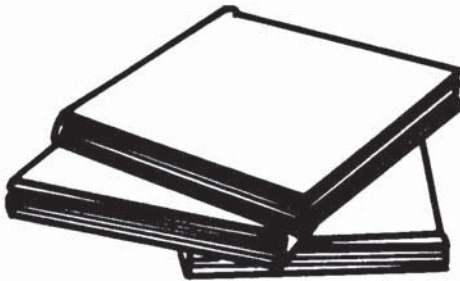
When Ryan got to the library, Mrs. Perry asked him where his book was. Ryan looked very sad. He said, "I cannot find it. It must be lost."

Mrs. Perry said, "Ryan, would you like to write a story about how you feel about the lost book? It might make you feel better."

Ryan got out a pencil and paper. He started writing about the lost book. He wrote almost one page but did not know how to end his story.

Just then, Ryan's friend Jake came running up to him. He had a book in his hand. "Ryan," he said. "Someone found your book on the bus this morning. They asked me to bring it to you."

Ryan was really happy. Now he knew how to end his story. "My book got found!" he wrote.




Questions


1. Why didn't Ryan want to go to the library?
A. It was too cold there.
B. He had lost his book.
C. He did not know how to read.
2. What did Mrs. Perry ask Ryan to do?
A. Pay for the lost book
B. Clean the library
C. Write a story
3. Who gave Ryan his book?
A. His friend, Jake
B. Mrs. Perry
C. His mother
4. How did Ryan feel after the book was found?
A. Sad
B. Afraid
C. Happy





Context Clues


Directions: Read the sentences below. Then choose the correct word to complete each sentence and write it in the blank.


1.  He can _____ the door.
only open


2.  She will take that _____ her.
will with


3.  They like to _____ the train.
ride right

4.  This is how you _____ it.
hot hold

5.  One of them will have to get _____.
on off

6.  She will _____ him do that.
help here

7.  Where did they _____ it?
find first

8.  They will put the rabbit _____ there.
in if



Guess the Toy



“Wow, look at all the clouds,” said Bobby.
 “They look like cotton candy,” said Sue.

Where do you suppose Bobby and Sue are? There is a way for you to find out. Below are eight riddles. Read the first one. Now look in the Toy Box and see if you can find the answer. When you find the answer, print each letter in the spaces next to that riddle. Do the rest of the riddles the same way. If you are correct, the circled letters in the answers will spell where Bobby and Sue are.

You can bounce me and pass me to your friend.

___ ___

You can play with me in the tub.

___ ___

I have four wheels and you can push me on the floor.

___ ___

You will get dizzy if you watch me too long.

___ ___

I like to be cuddled.

___ ___

You can use me to hit a ball.

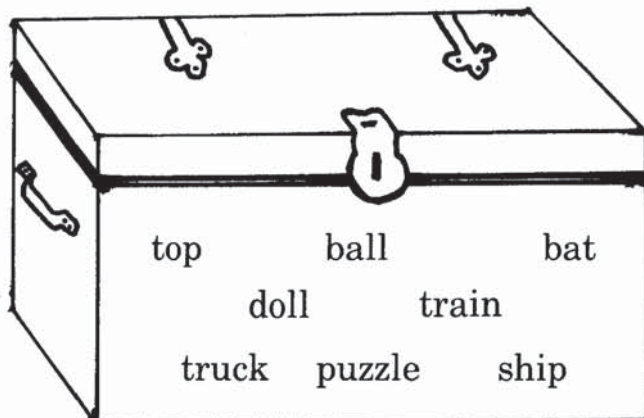
___ ___

Watch me race along a track.

___ ___

If you put all my pieces together, you will see a picture.

___ ___



The Burned Cookies

Directions: Read the story and answer the question at the bottom of the page.


One morning, Leslie got out of bed. She didn't have school that day because it was snowing.

Leslie's mother was at work. Leslie and her sister, Nancy, wanted to cook something good to eat while their mother was gone.

Nancy got out all the things they needed to make some cookies. Leslie helped Nancy mix everything together.

Nancy and Leslie put the cookies in the oven so they would bake. While the cookies were baking, the girls went outside to play in the snow.

When the girls went back inside, they smelled something burning. They ran into the kitchen and opened the oven door. "Oh, no!" said Nancy. "Our cookies are all burned!"



Why did the cookies burn? Draw a line under the correct answer.

- A. The girls didn't make them right.
- B. The girls' mother turned the oven too high.
- C. The girls stayed outside too long.
- D. The girls put too many cookies in the oven at the same time.



The Walk

Read the story. Then answer the question at the bottom of the page.

Rachel and Tom live in Boone. It was a pretty day in Boone. The sun was shining and it was warm. "Let's go for a walk," said Rachel.

"Okay," said Tom. "It looks like a nice day for a walk."

So Rachel and Tom started walking. They walked past some small stores. They walked past some places to eat. They walked past two schools. Then they walked past a big food market.

Later, Rachel and Tom ran up onto their front porch.

"Oh, no!" said Rachel. "My hair is all wet!"

"My shirt is all wet," said Tom. "I even have water in my shoes!"



What do you think happened while Rachel and Tom were walking?

Now draw a picture of what you think happened. Use the back of this paper or a sheet of drawing paper.





The Fire



Read the story. Then answer the question at the bottom of the page.

One day Matt and Ty were at Ty's house. They were playing with matches. Something caught on fire! Then the smoke alarm went off!

The fire went out quickly. But the smoke alarm rang and rang. It made a really loud noise. The boys didn't like the noise at all.

Another day, Matt and Ty were outside playing with their friend, Aaron. They started playing with matches again. Soon the leaves all around them were burning!

This time the fire did not go out quickly! The fire truck had to come! The fire fighters had to put out the fire.

What do you think Matt, Ty, and Aaron learned?





Two Friends

Read the story. Then answer the questions at the bottom of the page.

Carmella and Donna were good friends. They played together almost every day.

One of the things the girls liked to do most was trade books. After Carmella read a book, she would trade it for one of Donna's books. That way the girls got to read all of each other's books.

One day, Donna went to Carmella's house. She was very sad. "My father has taken a job in another city," she said. "We're going to be moving soon. We won't get to trade books any more."

"Oh, yes we will!" said Carmella. "When I finish a book, I'll mail it to you! Then you can mail one back to me! It doesn't cost much to mail a book!"

1. Do you think the girls will miss each other when Donna moves?


2. What are they going to do to keep in touch?

3. Have you ever had a friend move away? _____

4. If you have, how did you feel?



Ryan's Trip



Directions: Read the story. Then answer the question at the bottom of the page.

Ryan was going to visit his grandparents. They lived in another state. Ryan's parents took him to the airport. He had never gone anywhere without his Mom and Dad. So he was a little scared.

Ryan told his parents "bye" and got on the airplane. Soon, the plane was in the air.

After a while, a lady came by and asked Ryan if he wanted something to eat. Ryan liked the little tray the food came in. But he was still a little scared.

The lady in the seat next to Ryan asked him where he was going. He said, "I'm going to visit my grandparents. I'm a little scared though. I've never gone anywhere by myself before."

When the plane landed, Ryan's grandparents were waiting for him. They both gave him a big hug. He was so glad to see them that he forgot about being scared.

Question: What is the main idea of the story? (What is the story really about?) Write what you think it is about.



The Picnic

Directions: Read the story and answer the questions at the bottom of the page.

It would soon be time for the big school picnic. Some of the girls in the class had planned what they would bring.

On the day of the picnic, each girl brought something. Kim and Robin brought hot dogs. Christine brought buns for the hot dogs.

Kerri brought wood so they could build a fire. Gail brought some sticks she had made. They needed the sticks to put the hot dogs on when they cooked them. "We can also use your sticks to cook the marshmallows I brought," said Kristi.

When Susan and Wendi got there, they were carrying a big bowl of potato salad. "I like potato salad," said Cathy. "You can have some of the potato chips I brought if I can have some of your potato salad."

Soon Shari and Lisa got there. They each brought a big bottle of cola. Then Michelle brought a big bottle of lemon soda.

At last, Dawn and Jane got to the picnic. "Did you bring the plates, cups, and napkins?" the others asked.

"Oh, no!" said Dawn and Jane. "We forgot them!"

1. Who brought the hot dogs?_____
2. Who brought the hot dog buns?_____
3. What did Kerri bring?_____
4. Who brought sticks to cook the hot dogs?_____
5. What did Kristi bring?_____
6. Who brought potato salad?_____
7. What did Cathy bring?_____
8. Who brought drinks?_____
9. Who brought plates, cups, and napkins?_____



Bad Luck

Directions: Read the story. Then answer the questions at the bottom of the page.

Ty, Ricky, and David were playing near David's grandmother's house. They were playing with a tire. The tire started to roll down the hill. Then the tire hit a car!

The three boys each had to pay \$91 to Mr. and Mrs. Cheek. The Cheeks owned the car that was hit. They used the money to fix the big dents in their car.

A few weeks later, Ty and Ricky were playing baseball at Ricky's house. Ty threw the ball to Ricky. Ricky swung his bat and hit the ball. Then the ball went right through a window!


The boys said they would wash windows to help pay for the broken window. And they will be very careful not to break anything else!

1. Who was playing with a tire? _____
2. Whose car was hit? _____
3. Who paid \$91? _____
4. Who hit a ball through a window? _____
5. Who is going to wash windows? _____



Jan and Jake

Directions: Read the story. Then read the sentences at the bottom of the page. Put a “1” in front of the sentence that tells what happened first in the story. Put a “2” by the sentence that tells what happened next. Then put a “3” by the sentence that tells what happened last.



Jan and Jake were walking to school. On the way they saw a big house. By the house was a big tree. Jan and Jake could hear something in the tree. They looked up and saw a little cat.

“We want the little cat to come down,” said Jake. “I will try to get the little cat down. Here, little cat. Come down from there.” But the little cat did not come down.

Jan said, “Let me try to get it down. I think I can get it to come to me.” Jan started to climb the tree. She held out her hand to the little cat. The little cat looked and looked at her hand. Then he ran down to her.

Jan and Jake took the little cat to the house. The lady in the house was very happy to see her cat. Then Jan and Jake walked the rest of the way to school.

- _____ Jan and Jake took the cat to the lady in the house.
- _____ The cat did not come to Jake.
- _____ Jan got the cat to come to her.



The Surprise Party

“Surprise!” yelled all of the children.
Billy and Thelma stood in the doorway with their mouths opened. All of their friends were laughing and pointing at them. There were balloons and party streamers decorating their living room. “Wow” was all Billy could say.



His mother laughed and said, “Happy birthday!”

It was indeed a “happy birthday” for the Carter twins. All afternoon they played games, ate good things and, of course, opened presents.

Below are statements that were made during the party. You are to decide whether or not what was said really happened. If you think the statement is true, copy the circled letter in that sentence on the space provided at the bottom of this sheet. If you are correct, the circled letters will spell something Thelma got for her birthday.

The m(a)ilman brought me nine birthday cards.

I flew to the (m)oon yesterday.

We saw a horse who could (t)alk.

It was so cold last (n)ight that our pond froze over.

Jimmy Blak(e) is hiding behind the chair.

I saw the birthday ca(k)e smile at me.

We (w)ere almost late to the party.

I coul(d)n't sleep last night because I was so excited.

I got a bike on my last bi(r)thday.

Now we are going to play on the roo(f) of our house.

I have a magic mar(b)le that can add and subtract.

I at(e) so much cake that I now feel sick.

My (s)ister came to the party.

I like to play mu(s)ical chairs.



Who Did It?

Josie lay in bed trying to go to sleep. Her parents had just tucked her in and had gone back downstairs. She was thinking about going to her friends's house tomorrow. She was going to spend the whole day with Sally. Then she heard a strange sound. It came from the attic. She stayed very quiet and she heard it again. She was getting scared and yelled for her parents.

Now, what do you think is making that strange sound? If you work the puzzle below, you will find out. Read each of the sentences. Decide if it could really happen or if it is just make-believe. If you think it could really happen, copy the circled letter in that sentence on a space at the bottom of this sheet. If you are correct, the circled letters will spell what is making the strange sound.

1. A bird flew over that t(a)ll tree.
2. The cow counted to te(n).
3. The s(m)all boy rode in his wagon.
4. That car smiled a(t) me.
5. I grew a pump(k)in so big it wouldn't fit in the barn.
6. R(o)bert and his sister went to the zoo.
7. Her father built her a tree ho(u)se.
8. The oak tree (d)anced and sang.
9. Julie turned (r)ocks into gold.
10. I dres(s)ed like a ghost on Halloween.
11. A dragon wa(l)ked across our yard.
12. My broth(e)r is on the track team.



Chart Reading

Directions: Read the information on the chart. Then fill in the blanks in the sentences at the bottom of the page.

Keeping Healthy and Safe
Wash your hands before you eat.
Eat foods that are good for you.
Get plenty of exercise.
Look both ways before crossing a street.
Do not talk to people you do not know.
Get a good night's sleep every night.

Write the correct word in each blank:

1. Before crossing a street, I should _____ for cars.
2. I should get enough _____ every night.
3. I need plenty of _____ every day.
4. Each day, I should eat foods that are _____ for me.
5. Before I eat, I should always _____ my hands.
6. I should not talk to _____ I do not know.



Fun in the Snow

Read the story. Then draw pictures in the right order to show what the children did outside. On the line under each picture, finish the sentence to tell what they are doing.

It was a snowy day. Sammy looked out the window. When he saw the snow, he grinned a happy grin. He ran to the closet. He quickly put on his boots, coat, hat, and gloves. Then he dashed outside to play with Tommy and Michelle.

First, they went sled riding. Then, they built a snowman. Next, they made a snow fort. Then, they had a snowball fight.

1. First they . . . <hr/>	2. Then they . . . <hr/>
3. Next, they . . . <hr/>	4. Then they . . . <hr/>



The Trip to the Store

Directions: Read the story. Then read the sentences at the bottom of the page. Put a 1 in front of the sentence that tells what happened first in the story. Put a 2 by the sentence that tells what happened next. Then put a 3 by the sentence that tells what happened last.


Jane and Nancy were going to the store with their mother. Soon after they left the house, they ran out of gas. “Oh, no!” said the girls. “Someone will have to bring us more gas.”

After a man got them some gas, they were on their way again. But a little way down the road, Jane and Nancy’s mother ran over a nail. They had a flat tire. “Oh, no!” said the girls. “We’ll have to change the tire.”

The girls helped their mother change the tire. Soon they were on their way again.

When they got to the store, they saw a sign on the door. It said, “Store Closed.” “Oh, no!” said the girls. “The store is closed. We will have to come back another day!”

- A. _____ They got a flat tire.
- B. _____ The car ran out of gas.
- C. _____ The store was closed when they got there.



ANSWER KEYS

PUT THE STORY TOGETHER I

Objective: Students will associate text with pictures.

Answer Key: Going across, the answers are—A ghost lived in the attic of a very old house; Sometimes he would sit and read a scary book; Sometimes he would play outside with some of his ghost friends; When he had nothing to do, he would scare the children who lived in the house.

THE BICYCLE RIDE

Objective: Students will associate written text with the picture that accompany it.

Answer Key: She hit a rock and fell off her bicycle.

PUT THE STORY TOGETHER II

Objective: Students will associate text with pictures.

Answer Key: 1. Bear was walking through the woods. He was looking for a cave; 2. At last he found a cave. It was just right; 3. He went inside and fell asleep; 4. He slept and slept all winter long.

MARIA'S NEW FRIENDS

Objective: Students will show story comprehension by illustrating it.

Answer Key: Students' illustrations should show a girl sitting on a large rock beside a pond. A deer is licking her hand and a raccoon is eating food she put on the ground.

A TRIP TO THE FOOD STORE

Objective: Students will illustrate a story they have read.

Answer Key: The drawing should include a grocery cart piled high with groceries.

LIBRARY TIME

Objective: Students will demonstrate how well they comprehend a story by illustrating it.

Answer Key: The illustration should show children in a school library who are sitting on a rug listening to their teacher and listening to each other tell about the books they've been reading.

THE BOOK FAIR

Objective: Students will find specific information in a written passage.

Answer Key: "He had spent too much time helping Connie with her book."

THE KITE

Objective: Students will find proof for their responses.

Answer Key: 1. No - answers will vary; 2. his dad; 3. Yes - answers will vary.

BETTY'S BIRDS

Objective: Students will practice finding proof for their responses.

Answer Key: 1. yes; 2. "Later Betty saw the nest." OR "Betty even saw the mother bird sitting on the nest." 3. yes; 4. "She saw three baby birds peeking out over the top." OR "The baby birds had finally hatched."

SMOKE SIGNALS

Objective: Students will determine whether a written sentence makes sense.

Answer Key: nonsense statements—A bear our black to came teepee; Big Chief caught six lakes; The is water canoe in.

MAKE A PICTURE

Objective: Students will follow written directions.

Answer Key: The pictures will vary slightly, but should resemble the description given in the directions.

THE LOST BOOK

Objective: Students will develop comprehension skills.

Answer Key: 1. B; 2. C; 3. A; 4. C

CONTEXT CLUES

Objective: Students will learn to utilize context clues as an aid to comprehension.

Answer Key: 1. open; 2. with; 3. ride; 4. hold; 5. off; 6. help; 7. find; 8. in



GUESS THE TOY

Objective: Students will correctly guess the answers to riddles, thereby acquiring practice in drawing conclusions.

Answer Key: If completed correctly, AIRPLANE will be spelled.

THE BURNED COOKIES

Objective: Students will draw logical conclusions based on a written passage.

Answer Key: (C) The girls stayed outside too long.

THE WALK

Objective: Students will draw conclusions based on what they read; will illustrate a story.

Answer Key: Answers will vary, but will probably say that it started to rain.

THE FIRE

Objective: Students will draw logical conclusions based on what they read.

Answer Key: Answers will vary, but should include that the boys learned they shouldn't play with matches.

TWO FRIENDS

Objective: Students will relate story content to their own experiences.

Answer Key: Answers for 1, 3 and 4 will vary. For 2, "They are going to mail books to each other."

RYAN'S TRIP

Objective: Students will find the main idea of a written selection.

Answer Key: Answers will vary, but are likely to say that Ryan was a little scared about flying alone to visit his grandparents but that he forgot about being scared when he saw them.

THE PICNIC

Objective: Students will recall the names of characters in a written passage.

Answer Key: 1. Kim and Robin; 2. Christine; 3. wood for the fire; 4. Gail; 5. marshmallows; 6. Susan and Wendi; 7. potato chips; 8. Shari, Lisa, and Michelle; 9. no one (Dawn and Jane forgot them).

BAD LUCK

Objective: Students will recall the names of characters after silently reading a selection.

Answer Key: 1. Ty, Ricky, and David; 2. Mr. and Mrs. Cheek's; 3. Ty, Ricky, and David; 4. Ricky; 5. Ricky and Ty.

JAN AND JAKE

Objective: Students will recall the sequence of events in a story.

Answer Key: 3, 1, 2

THE SURPRISE PARTY

Objective: Students will distinguish between real and imaginary events.

Answer Key: If completed correctly, A NEW DRESS will be spelled.

SPLASH! SPLASH!

Objective: Students will use context clues to figure out unknown words.

Answer Key: 1. tree; 2. bone; 3. library; 4. garage; 5. witch; 6. across; 7. waves; 8. skiing.

GIVE ME A HOT DOG!

Objective: Students will use context clues to fill in the missing word in a sentence.

Answer Key: 1. hungry; 2. present (or party); 3. sun (or sky); 4. children; 5. parked; 6. tent; 7. mountain; 8. open.

DINOSAUR INFORMATION

Objective: Students will demonstrate how well they comprehend by using a table of contents.

Answer Key: 1. page 10; 2. Where Dinosaurs Lived; 3. page 9; 4. 5 pages (another topic begins on page 6); 5. page 6; 6. when they lived



FENCE ME IN

Objective: Students will use a table of contents correctly to find information.

Answer Key: If completed correctly, CATTLE will be spelled.

CHART READING

Objective: Students will obtain information from a chart.

Answer Key: 1. look; 2. sleep; 3. exercise; 4. good; 5. wash; 6. people.

THIS BOOK WAS GR-R-REAT!

Objective: Students will tell about a story previously read; will develop a personal desire to read for pleasure.

THE WORD IS OUT!

Objective: Students will tell about a story previously read; will develop a personal desire to read for pleasure.

NOTHING FISHY ABOUT A GOOD BOOK!

Objective: Students will tell about a story previously read; will develop a personal desire to read for pleasure.

BALLOON REPORT

Objective: Students will tell about a story previously read; will develop a personal desire to read for pleasure.

IF YOU'RE WISE, YOU'LL READ THIS BOOK!

Objective: Students will tell about a story previously read; will develop a personal desire to read for pleasure.

FUN IN THE SNOW

Objective: Students will recall stated sequence of events.

Answer Key: 1. went sled riding; 2. built a snowman; 3. made a snow fort; 4. had a snowball fight.

THE TRIP TO THE STORE

Objective: Students will recognize and identify the sequence of events in a story.

Answer Key: A. 2; B. 1; C. 3.

